

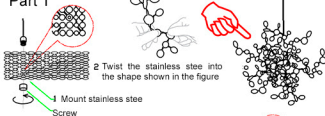
ENGLISH IP20

Specification of installation

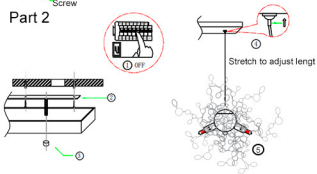
In order to ensure safety use, please notice the following items:

- Read and understand the whole Specification.
- Suitable for the use of 220-240V and 50-60Hz.
- Must be installed on the fixed places and be checked annually
- Please wear gloves as instalment and avoid rot on the surface of plating.
- Please turn off the lighting source by soft cloth as cleaning prohibited to use of rotted detergent.
- Please connect with the local sales service center when there are any abnormality.


Part 1



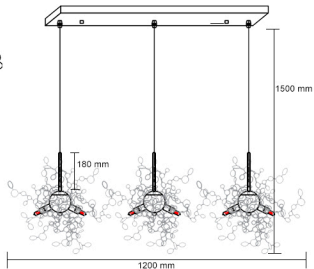
Part 2



CEILING PAN SIZE:



FIXTURE SIZE:



1. AC switch
2. Mount hanging board
3. Fixed canopy
4. Adjust height
5. G9*9 MAX LED 18W

Product coding: GARDEN SP3x3 L1200