



# ASSEMBLY INSTRUCTION

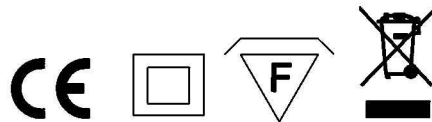
## ИНСТРУКЦИЯ A7416PL-1WH



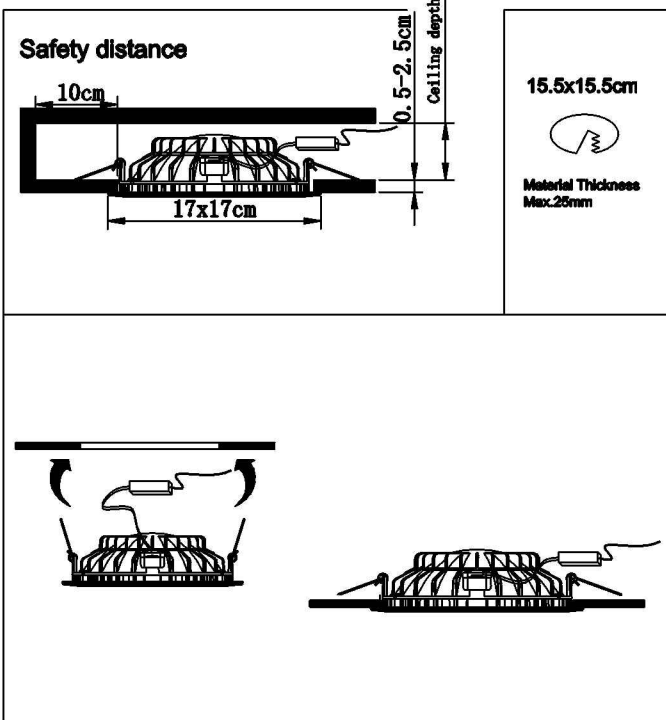
### **TECHNICAL SPECIFICATION**

Voltage : AC110-240V  
Frequency : 50/60Hz  
Light source : LED 16W (SMD 2835)  
IP Protection : IP20  
MODEL : A7416PL-1WH

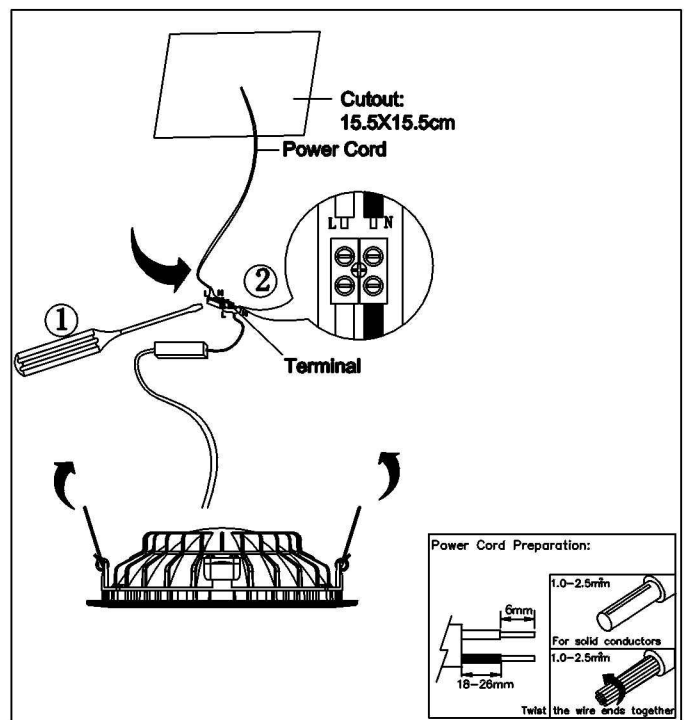
### **INSTALLATION**



#### (1) Mounting



#### (2) Cable and lamp installation



### **CAUTION**

- We recommend installation to be done by your local licensed and qualified electricity.
- $\varnothing 0.1m$  The minimum distance from the illuminated object is 0.1m
- Do not touch the illuminated light source so as not to burn.
- Please switch off the power source before installation or replacement.
- To be applied on indoor application only.

### **CLEANING**

- Disconnect the power source before cleaning.

### **MAINTENANCE**

- Do not disassemble the product by yourself.
- Please contact qualified electricity for services or questions.